



most widespread
quent natural
Tennessee.

"I'm going out to smell fresh rain or
summer dust and prehistoric water
odors of old French Broad in flood
you come too?"

Wilma Dykeman, 195

ncipal towns along the
cred capital, as well as a town
the Little Tennessee, the big
all derive their names.

... Tears from everyone
ley of the Little Tennessee and had
tears welling up from the bottom
of the Cherokee ancestors. . . . In
o Lake would have cause to weep."
Marilou Awiakta, 1993

Ruth's Golden Aste
of the Ocoee, the riv

is "
1874

ders in the rapid path
ite - water competition.

APRIL
Lou Outlaw
*Up Close and Personal:
Storytelling With Photographs*

©LOU OUTLAW

THE NPC HISTOGRAM 04/15
THE NEWSLETTER OF THE NASHVILLE PHOTOGRAPHY CLUB

APRIL
Lou Outlaw

UP CLOSE
AND PERSONAL:
STORYTELLING
WITH
PHOTOGRAPHS



Lou Outlaw is fascinated with how people engage with photographs (and of human beings in particular), at what striking photographs elicit from the viewer who makes a true connection with a photographic image. He is always moved to see respect-inspiring beauty in the face, posture, composure, gestures, and dress of a person in mundane moments.

His quest is to capture such moments with his camera—sometimes in color, sometimes in black and white, depending on which rendering feels most appropriate for the image. He takes great pleasure in enhancing his craftsmanship and artistry, and hopes that viewers gain both insight and pleasure from what is disclosed and felt while looking at his images.

LouOutlawPhotography.com





CLUB OFFICERS 2014-2015

ELECTED OFFICERS

Dana Barrett, *President*
Dennis Gowan, *President-Elect*
Cindy Burch, *Secretary*
Virginia Gregory-Kocaj, *Treasurer*

BOARD MEMBERS

Jim Bruner (2015)
Linda Klinckman (2015)
Steve Mabry (2016)
Donna Williams (2016)

VOLUNTEER OFFICERS
AND COMMITTEES

CHARITY EVENT LEADER
Jamie Bruner

EXHIBIT COORDINATOR
Wayne Wilkerson

HOSPITALITY COMMITTEE
Adriane Mealor

MEMBERSHIP
Virginia Gregory-Kocaj

NEWSLETTER
Tom Ventress

WEBSITE COMMITTEE
Rod Shean & Dana Barrett (Webmaster),
Tom Oakley (Club Pbase Gallery Editor)

FOCUS GROUPS

ADVENTURE
Brent Wright, Bob and Jeanette Ellis

BASICS
Bill Kotas, Joe Fizer, Jim Bruner & Rod Shean

DIGITAL
Steve Choatic

NATURE
Lisa Powers

NashvillePhotographyClub.com



© TOM VENTRESS

▲ FIRST PLACE: Tom Ventress • SECOND PLACE: Shelly Rosenberg ▼



© SHELLEY ROSENBERG



PHOTO OF THE MONTH
THEMES FOR 2015

APRIL: Interesting Perspectives

MAY: Opposites

JUNE: Sleeping

JULY: Bokeh (blur)

AUGUST: Zig-zag

SEPTEMBER: Joints

OCTOBER: Self Portrait

NOVEMBER: Leading Lines



© BOB ELLIS

RULES FOR PHOTO OF THE MONTH CONTEST

- 1** You must be a member with dues paid up to date.
- 2** Photograph must pertain to the Monthly Theme (i.e. April's theme is Interesting Perspectives).
- 3** Image size limits: Minimum 4"x 6" to Maximum 12" (long side).
- 4** Place ONE photo in the Folder at the table along the wall.
- 5** Photograph needs to be taken within the three months prior the contest month.
- 6** You must be present to win.

◀ *FIRST PLACE: Bob Ellis • SECOND PLACE: Darren Wiedman* ▼



© DARREN WIEDMAN

Nashville Photography Club Calendar of Events

SPECIAL EVENT: 3CT'S SPRING FLING

April 10–12 NPC Hosting 3CT's Spring Fling

[Sign up for events through the 3CT website — 3ct.org](#)



18

CLUB PICNIC

Saturday, April 18, 11 am • Long Hunter State Park • \$5

CLUB MEETING

Tuesday, April 21, 6:45 pm • Dury's—701 Ewing Ave., Nashville

SPEAKER: Lucius Outlaw • [lououtlawphotography.com](#)

PHOTO OF THE MONTH THEME: Interesting Perspectives

DIGITAL FOCUS GROUP

Tuesday, April 28, 6:00 pm • Fifty-Forward Madison—301 Madison Street, Madison

TOPIC: Making selections in Photoshop

ADVENTURE GROUP—OLD CAR CITY (Rescheduled from March)

Saturday, May 16, 9:00am - 4:00pm

Old Car City, 3098 Highway 411 Northeast, White, Georgia. Admission: \$25 per person

CLUB MEETING

Tuesday, May 19, 6:45pm • Dury's—701 Ewing Avenue, Nashville, TN 37203

SPEAKER: Dusty Doddridge • [dustydoddridge.com](#) • Landscapes / Nature

PHOTO OF THE MONTH THEME: Opposites

DIGITAL FOCUS GROUP

Tuesday, May 26, 6:00pm • Fifty-Forward Madison—301 Madison Street, Madison

CLUB MEETING

Tuesday, June 16, 6:45pm • Dury's—701 Ewing Avenue, Nashville

Member Slide Show

PHOTO OF THE MONTH THEME: Sleeping

ADVENTURE GROUP—VINTAGE BASEBALL

Saturday, June 21, 12:00pm and 2:30pm

Carnton Plantation, 1345 Eastern Flank Circle, Franklin

DIGITAL FOCUS GROUP

Tuesday, June 23, 6:00pm • Fifty-Forward Madison—301 Madison Street, Madison

The Nashville Photography Club meets at Dury's, on the third Tuesday of each month January through November. Meetings begin at 6:45pm. After the meeting, many club members gather informally at Blackstone Brewery for food, drink, and conversation. Blackstone Brewery is at 1918 West End Avenue.

The Digital Group meets the fourth Tuesday of each month, March through October, at Fifty-Forward Madison located at 301 Madison Street in Madison. Meetings start at 6:00pm.

- \$5 per person for barbeque (please sign up by April 12). Mail to: Virginia Gregory-Kocaj, 1412 Bowman Lane, Brentwood, TN 37027
- Feel free to bring a dessert, side, or drink to share
- We will do a print swap game (not required, but it's really fun): Bring a print of a photo you are proud of—8x10" to 16x20" in a sealed package or envelope. You must bring a print to participate.

ADVENTURE GROUP OUTING IN OCTOBER MAKE OVERNIGHT ACCOMMODATIONS NOW!

Garden of the Gods Weekend: October 16–18, Friday–Sunday
CAVE-IN ROCK STATE PARK, ILLINOIS

If you plan to go make overnight accommodation reservations NOW!
There's not much lodging in the area and the State Park's cabins fill up early.
Read more about the trip on the [Adventure Group](#) page at the NPC website.



© BOB ELLIS

THE 3CT SPRING FLING IN NASHVILLE APRIL 10-12

The 3CT Spring Fling is almost here! The Nashville Photography Club is hosting three days of learning and shooting with the Camera Club Council of Tennessee (3CT). Members of camera clubs from across the state will be in Nashville for the Spring Fling April 10-12.


REMEMBER: You must sign up for events through the 3CT website.

Volunteers are encouraged to attend the 3CT Committee meeting to get a better idea of their role and how important they are to the success of the 3CT Spring Fling. There is one last committee meeting planned before the event. If you were not able to attend any of the other committee meetings, please make sure to attend this final meeting. Please send Brent Wright an e-mail to let him know you are coming to the meeting. Meeting are in the meeting room at the South Nashville Police Precinct at 5101 Harding Place.

THE FINAL 3CT COMMITTEE MEETING IS: Monday, April 6, 6:00-8:30 pm



© DONNA WILLIAMS



© BYRON JORJORIAN

Byron Jorjorian is the keynote speaker at Friday night's opening event on the Cumberland University Mount Juliet Campus.

A QUICK LOOK AT THE 3CT SPRING FLING

Visit the **3CT website** for more information and to sign up for the events

Friday Night The 3CT Spring Fling begins at the Cumberland University Mount Juliet Campus with registration and a meet & greet from 5-7pm. From 7-8pm our speaker is nature photographer Byron Jorjorian.

Saturday:

Morning, 9am-1pm. TWO OPTIONS—

OPTION ONE: Walking Photography Tour including the Cherry Blossom Festival in downtown Nashville. This option will require walking up and down hills.

OPTION TWO: The Nashville Zoo. Experience up-close and personal encounters with several of the zoo animals, set up exclusively for Spring Fling attendees! This option will be less strenuous walking than the downtown tour.

Break for Lunch, 1:00-2:45pm

Afternoon, 3:00pm-4:15pm Presentation about Street Photography at the Cumberland University Mount Juliet Campus by fine art photographer Robert McCurley.

Evening, 6:15pm-whenver you're done shooting Night and Street Photography in downtown Nashville. Other events will be happening downtown that night so parking may be limited. Carpooling is strongly recommended.

Sunday Morning, 10am The Lane Motor Museum. Take photos of European vehicles of unusual or innovative design.

QUICK PICS

Get your pictures ready to share

The NPC Member Slide Show will be held at the June meeting so start choosing which of your photos you'd like to share with your fellow club members, or shoot with the Slide Show in mind. More information about the Slide Show will be provided at the April and May club meetings as well as in the May and June issues of *The Histogram*.

Trip to Old Car City rescheduled for May 16

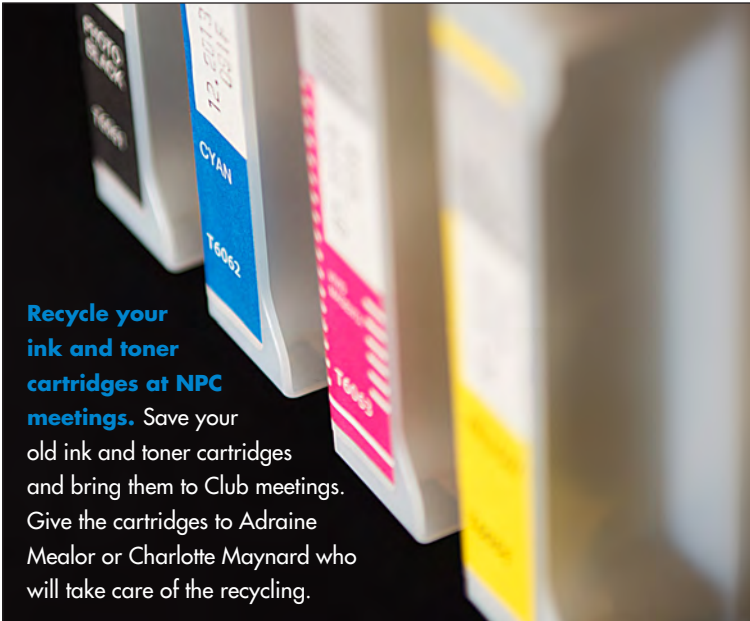


© BRENT WRIGHT

Called on account of rain, the Adventure Club outing to Old Car City, originally scheduled for March 14, has been rescheduled for May 16. Weather permitting, of course! Check the [Adventure Club page on the NPC website](#) for more information. Bring plenty of water, sunscreen, and poison ivy block!

Lisa Powers appears with her cold-blooded friends

On Saturday, April 11 Nature Focus Group leader, **Lisa Powers**, will show live reptiles at THIS DANG PLANET—the Annual Spring Festival and Earth Day celebration sponsored by The Friends of Long Hunter State Park. Lisa's presentation begins at 1:15 near the picnic shelter in Area 2 of the Park. For more information about this free event visit the Friends' [Facebook page](#).



© TOM VENTRESS

Recycle your ink and toner cartridges at NPC meetings. Save your old ink and toner cartridges and bring them to Club meetings. Give the cartridges to Adraine Mealor or Charlotte Maynard who will take care of the recycling.

Dunn Yet?

For over ten years, NPC members have displayed photos at Dunn Clinic under the guiding hand of Wayne Wilkerson. Wayne changes out the display about every four months—generally in March, July, and November—with room for twenty photographs, so this is a great opportunity to frame and display your work.

For consistency, photos are to be framed in 16x20-inch black metal frames with black mats to stand out nicely on the walls they appear on in the office. Flat or glossy finish on the frames is fine as long as the frame is metal. The frames

and images may be horizontal or vertical and either color or black and white images are acceptable. There is no theme for the display and the only requirement other than the framing is that the subject be appropriate for public display so please, no nudes.

Works may be offered for sale, but it is not a requirement. Sales are rare, though there have been a handful over the years. Prices run from \$80 to \$150 for framed prints and from \$30 to \$100 for prints only. The price is set by each photographer.

If you want to display a photo or have questions email Wayne at wilkersonmeister@gmail.com, or call him at 615-834-4871. There are links on the NPC website where you can learn more about the [display](#) or about how to do the [framing](#) yourself.

With the Member Slide Show coming up in June, choosing a photo that you'd like to show at the Dunn Clinic will be easy—so let Wayne know you'll take part in the next exhibit that goes up in July. Done and Dunn.

Dear Mr. Wilkerson,

I just wanted to take a moment and express our gratitude from the entire staff here at Dunn Clinic.

Our office has won many awards for excellence, in advance technology, customer service and beauty. Through your help and The Nashville Photography Club, your art has brought us visual beauty and a touch of class that really sets our office apart from others. This idea and collaborative joint effort is a no-brainer for any office that deals with the public on a daily basis and wants a refreshing make over or a decorative face lift.

There hasn't been a day where someone hasn't complimented the art work on our walls.

Many Thanks !!!!

Dr. Ray Saeedpour, DC
DunnWithPain.com

Hang with your friends.



© WAYNE WILKERSON



© TOM VENTRESS

Das Reboot—Digital Group is Back from Hiatus

The Digital Focus Group is back after its usual 4-month hiatus, taken each year during the holidays and potentially bad winter weather of January and February.

Led by Steve Choatie, the Group meets from 6:00–8:00pm on the fourth Tuesday of each month March through October at Fifty-Forward Madison, located at 301 Madison Street.

The Group focuses mainly on Lightroom and Photoshop, with this past year having more emphasis on Lightroom. This year Steve plans to spend more time in Photoshop, but that doesn't mean he'll abandon Lightroom.

Each meeting usually consists of one or two topics of interest. Steve generally has one or more photos prepared to illustrate the concepts he's trying to teach. Sometimes he asks people to bring in their own photos for the next meeting to be used as the illustration. Questions are always welcome, even if a little off topic.

Steve is in a unique place to lead the group—he was in the computer field for about 30 years and picked up an interest in photography over a decade ago. He joined NPC in 2008 as he became more serious about his photo work. He says at that point he knew next to nothing about photography and nothing about Lightroom or Photoshop. When he started using Lightroom it came very naturally to him after his many years in the computer field. He admits Photoshop was another matter and he felt quite overwhelmed by the program (hey—who doesn't?). With so many different tools and ways to do things he had a hard time getting into Photoshop. But with concerted effort things started clicking and he has learned tremendously over the years—and luckily for NPC he is willing to share what he has learned.

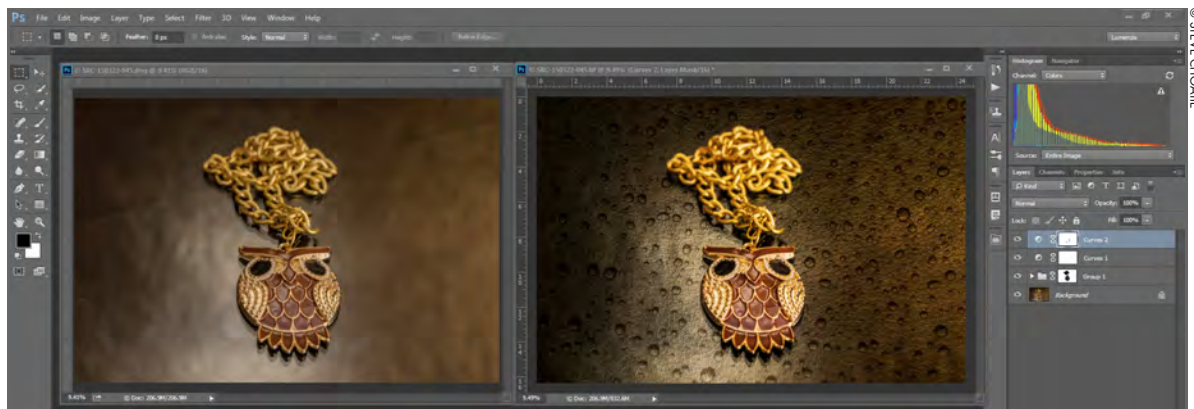
At the end of last May, he was able to retire early from his day job in order to pursue photography full-time.

The topic for the April meeting is Making Selections in Photoshop, including masking for hair.



© STEVE CHOATIE

Lr Steve uses Lightroom for fast image-wide tonal and color adjustments, then does further refinements with localized color and tone tweaks, retouching, and spot removal. Note the nifty tree removal in the lower left corner of the bottom photo pair.



© STEVE CHOATIE

Ps After making image-wide adjustments as well as localized refinements in Lightroom, Steve took this image into Photoshop where he used layers to add a couple of textures and incorporated masking, blending modes, and curve adjustments to achieve the final image.

1

#7 CENTER DOMINANT EYE

Place the dominant eye in the center of the photo

This gives the impression the eyes follow you

HITTING THE LINKS RESOURCES FROM AROUND THE INTERNET

1 Composition Tips From Award Winning Photographer Steve McCurry

Karen Loughrey Richard shared this lively composition lesson from the phenomenal Steve McCurry—perhaps best known for his photograph, *Afghan Girl*, which appeared on the cover of the June 1985 National Geographic. You'll want to watch this three-minute video full-screen.

youtube.com/watch?v=zPU4WJG1eH8

2 A Quick Primer on Photoshop and Lightroom

Cindy Burch shared this great link which explores and explains the differences between Photoshop and Lightroom.

Digital-Photography-School.com/Understanding-Difference-Photoshop-Lightroom/

The right tool for the right job
While Photoshop and Lightroom share many abilities, each serves a unique function and they differ in some major ways. Understanding their similarities, as well as their differences, can help you know which to use and when.

2

Understanding the Difference Between Photoshop and Lightroom

A Post By Simon Ringsmuth

One of the most common questions I hear from people just starting out in photography is, "What program should I use to edit my photos?". There are many free options such as iPhoto, Picasa, GIMP, and other commercial programs such as AfterShot Pro and PheImator but the most popular programs are Photoshop and Lightroom.

That question is usually followed by another, which seems quite logical, "What's the difference between Photoshop and Lightroom?". While the two programs do share many similarities, and are both widely used by the photographic community, they each serve a unique purpose and are quite different in some very major ways. Understanding what makes them similar, as well as different, can help you make an informed choice when selecting the right software for your needs.

Similarities

At the core level both programs do essentially the same thing, edit images. How they go about handling that task, as well as how you actually use each program, is quite different – but if you are simply looking for software that will allow you to alter, tweak, and enhance your photographs, either one will suffice. Both are capable of handling multiple file types such as: JPEG, PNG, TIFF, and a perennial favorite of many photographers, RAW in fact both Photoshop and Lightroom use the Adobe Camera Raw (ACR) processing engine to handle RAW files. So, you can expect similar controls and editing options in both programs when doing things like adjusting saturation,

files: the original camera RAW file, a PSD, and the final copy saved into a shareable format from the PSD. The process works something like this:

Original Photo → Apply Edits (Ps) → Export Final Photo

Edited version saved as separate PSD file

Original remains untouched

A basic diagram of the Photoshop workflow. If you want to edit an image later it must be saved as a separate PSD file.

If you have something you'd like to share, please email Tom Ventress, at npc-tips@ventress.com before the 25th of each month and he'll try to include it in the following month's newsletter or use it in a subsequent issue. Thanks!



PARTING SHOT BY BOB ELLIS

The Adventure Group is going to Cave-in Rock State Park in Illinois this coming October.

Join them for the trip to the Park and nearby Garden of the Gods. Read more about the destinations on the [NPC Website](#).