



Photo of the Year Randy Harris

Speaker This Month - Steven Anderson

Newsletter November 2012



Steven Anderson

Steven Anderson is a freelance photographer who enjoys traveling and photographing most of all marine life. Steven lives in Brentwood, TN., and has been diving and taking photographs around the world for many years. Steven's love for the underwater world began in Florida where he was raised and learned to dive.

Steven believes just as the song says "Every picture tells a story". As a photographer,

Steven has the ability to teach others about the beauty of the ocean and his surroundings and entertain the viewer with his images.

Lately Steven has been photographing Sharks in an effort to promote appreciation and education through his images. He is very involved in the worldwide effort to promote shark conservation. Shark conservation is important in order to maintain a proper balance in our oceans and without sharks the ability to illustrate the beauty of the ocean might vanish along with the balance of our oceans.

Steven's award winning images are featured on many different websites, publications and television. Most recently his images were on display at the Brentwood and La Vergne libraries and an image featured on "Good Morning America's Pop News".

Club meeting
7 PM Tuesday
Nov. 20, 2012
Social at 6 PM
Guests welcome
First meeting free.

Club Website
www.nashvillephotographyclub.com

Quote
"Sometimes I arrive just when God's ready to have someone click the shutter."
Ansel Adams

Beginner Tips - Basic Photography



Macro photography or close-up photography.

Macro photography is taking extremely close-up images of subjects. The technically correct definition would be to take an image at a 1:1 ratio but, in general usage, the term has come to mean any close-up photography.

Click on photo to watch Video

Inside this issue

Christmas Dinner Info	<u>2</u>
Christmas Slide Show Info	<u>3</u>
Picture of the Month	<u>4</u>
Schedule of Future Speakers	<u>5</u>
Map to Dury's	<u>5</u>
Lens Perspective technique	<u>7</u>
Light Room Workflow	<u>8</u>
Outdoor Portrait Photography	<u>9</u>
Sony's New A99 Camera	<u>10</u>
Upcoming Events & Announcement's	<u>11</u>



Dec 7th

Christmas Dinner Information

The dinner and member slide show will be held on Friday, December 7. Dinner will be served at 6:30 PM and the member slide show will begin at 7:15 PM. The cost of dinner is \$15.00 per person. Dinner will be catered by Doc's Fine Foods. The menu will consist of:

Grilled Chicken Teriyaki

Maple Glazed Pork Loin

Green beans

Parsley New Potatoes

Mac & Cheese

Yeast Rolls

Chocolate Chunk Brownies and Peach Cobbler

Tea - Sweet and Unsweetened

Water

Coffee

Due to space limitations we can only accommodate 95 members and guests at the dinner, so make your reservations early to ensure you have a spot at the table. If you have special dietary needs or you want a vegetarian dinner, you must provide that information when you make your reservation.

Please make your reservations soon in order for us to turn in an accurate head count to the caterer. You can pay for the dinner at the November 20 club meetings or mail your check to Virginia Gregory-Kojac at the following address:

1412 Bowman Lane

Brentwood, TN. 37027



Christmas Slide Show Information

It's time to get your images ready for the semi-annual Christmas Member Slide Show.

The member slide show will be shown at the upcoming December 7 Christmas Dinner/Member Slide Show. Each member can submit up to 12 images for the show. I would also like a portrait shot of you in addition to your images so that we can start your slides with your picture like we do the member spotlights. We had 40 members participate in the December slide show last year. Following are some details for submitting your images:

All images must be submitted to me by **Saturday, November 24** in order to be included in the show on Friday, December 7.

Images should be sized at 1024 on the longest side by 120 PPI.

Images should be labeled in the following manner (Photographer's Name_# ex. Chris Kringle_1) I need your name in order to give credit to the photographer for their work.

You can send your images via WeTransfer, or as e-mail attachments, or you can give me a CD or Flash Drive with your images at the November meeting. It has to be PC readable. I prefer the WeTransfer method. If you send me images I will acknowledge that I have received them if you don't get an acknowledgment from me don't assume I have your images. Check on them !!

Listed below is some information about using WeTransfer:

Log on to WeTransfer using the link provided. <https://www.wetransfer.com> Depress "Go"

Depress the + Add Files button to add the images that you want to send.

Locate your images wherever you have them stored, high light them and depress "enter". You can upload multiple images at once if they are stored in the same location.

Once you have added your images enter my e-mail address in the Friends E-mail box (BWrightback@comcast.net) enter your E-mail address in the box labeled for your address. You can enter a brief message in the text box and depress "Transfer" Your images will be sent to me. You will receive a message saying your images have been sent and you will receive a message when I pick them up. I will also send you an acknowledgment once I have your images. If you do not get an e-mail from me acknowledging receipt of your images don't assume I got them. Contact me and ask about your images. If you have questions please e-mail me at BWrightback@comcast.net.




Picture of the Month Oct, 2012

Trudy
Wright

Nikon D300s

35mm Lens

f/16
ISO 400



Reflections

Oct Photo of the Month Theme

Reflections

Nov Photo of the Month Theme

Repetitive Patterns

-Rules for Photo of the Month Contest -

1. You **MUST** be a member and dues paid up to date.
2. Photograph must pertain to the Monthly Theme (i.e. November is FOLIAGE).
3. Image size limits: Minimum 4 x 6 to Maximum 12" (long side).
4. Place ONE photo in the Marked Folder on the center table.
5. Photograph needs to be taken within the past 3 months.

Note: Be sure an put your name on the back of your image.



NASHVILLE PHOTOGRAPHY CLUB Schedule of Speakers


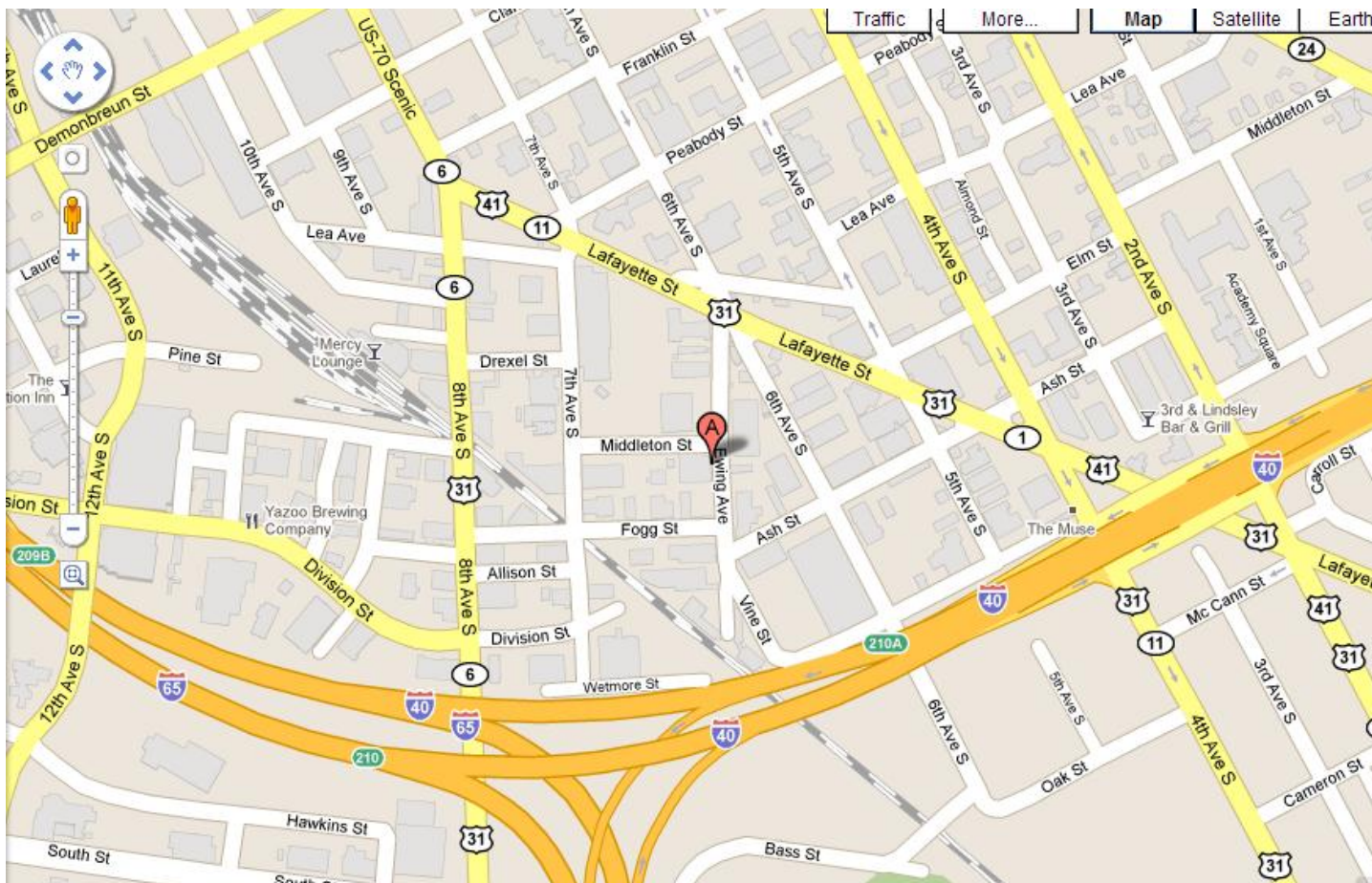
<i>Meeting Date</i>	<i>Speaker</i>	<i>Topic</i>	<i>Photo Theme</i>
November	Steven Creech Anderson	Underwater Photography	Repetitive Patterns
December	None	Christmas party	None
January	Byron Jorjorian	Fine Art Photography	Bridges
February	Dean Dixon	Advertising, Media, Celebrity	Abstract
March	Tom & Pat Cory	Photography Instructor	Macro/Close up

There are slots open for Member Spotlights for the first quarter of 2013. The Member Spotlight was designed to allow club members share their work and learn more about each other. So far we have seen some amazing and wonderful work plus heard several entertaining and informative bio's.



Meeting at Dury's 3rd Tuesday of the month.

Dury's is located at 701 Ewing Ave, Nashville, TN
(They are a long time sponsor of our club and we appreciate their contribution)



Lens Perspective Technique

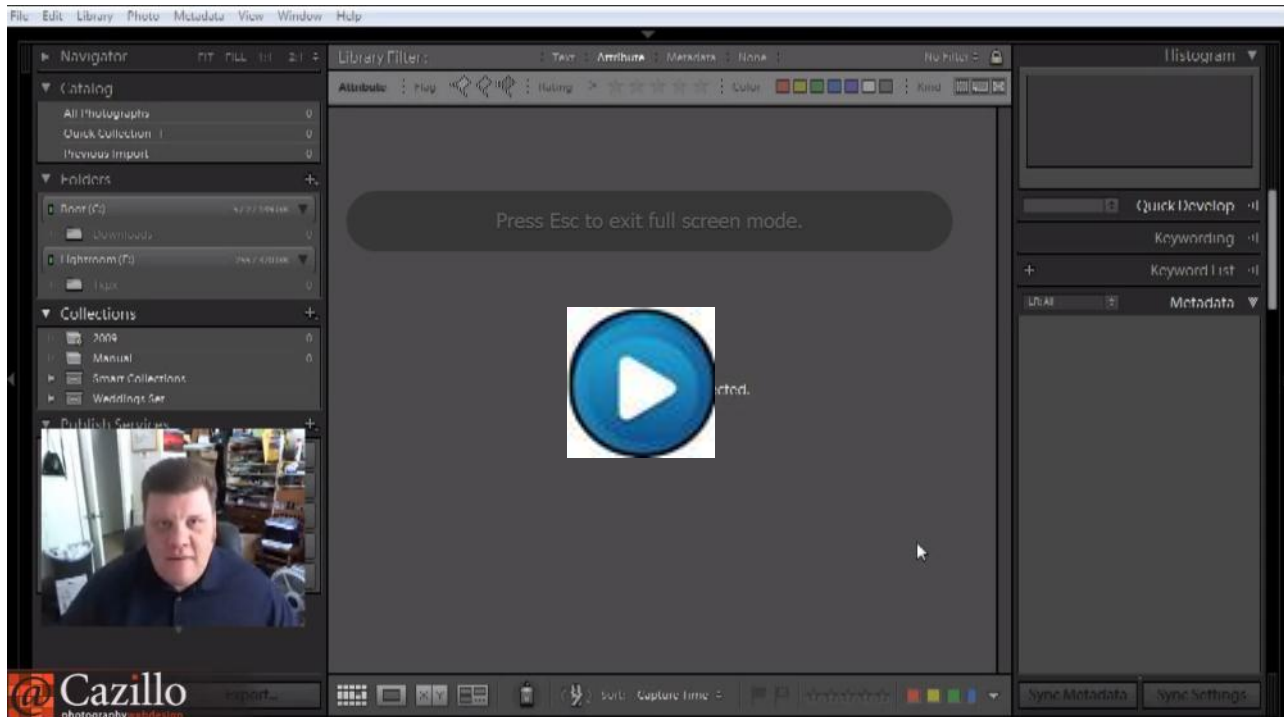


[Click on Photo above to view 4 minute video on Lens Perspective and how it can be used to your advantage.](#)

In photography and cinematography, **perspective distortion** is a warping or transformation of an object and its surrounding area that differs significantly from what the object would look like with a normal focal length, due to the relative scale of nearby and distant features.



Light Room Workflow, Importing, Sorting



[Click on Photo above view video on workflow in Light Room](#)

I recently tried to find something to replace Light Room for workflow and basic development. I looked at 5 or 6 different program trails. I found nothing that came close to Light Room. It may be because I am familiar with Light Room although and old version (2.7 version). I downloaded the version 4 trail and it works great with lots of extra features. It cost between \$125.00 and \$150.00 depending on where you purchase it and worth every penny.

If you have Light Room or plan on getting it I suggest you contact Jim Bruner about his Light Room class. He is a certified Light Room instructor and does a great job.

Outdoor Portrait Photography in the Sun



Click on Photo above to view 6 minute video on Portraits in the Sun

A common problem with photographing people outdoors in the sun placement. Notice in this video the sun is behind the model but the photographer is shooting at an angle to the subject and the sun.

Sony New Full Frame Camera the A99



[Click on Photo above to view 9mi 30 sec video review](#)

Introducing the α 99, the successor to Sony's flagship α 900 DSLR. The α 99 features a brand new 24.3 MP full-frame image sensor and a unique dual phase-detect AF system. The BIONZ processor gives the α 99 a maximum sensitivity range as wide as ISO50-25600 - a range of 9 stops. To give the full scoop, Kenta from the product team visits the SGNL set to show off the latest in the Alpha line up.



If you are interested in back issue of the 3CT news letter click on this link to view-> <http://3ct.org/newsletters/>

You can see 3CT current Newsletter at <http://3ct.org/wp-content/uploads/2012/09/September-2012-3CT-Newsletter1.pdf>

I'm sure you will notice this issue of the Newsletter is almost entirely composed of video links. I plan on doing them a this way in the future for a variety of reason. I think you will find they are easier to understand and learn from since you will be seeing examples shown and explained.

If you have any comments, complaints, suggestions email at

rodshean@bellsouth.com

If you want something included in the newsletter please email no later than the second Tuesday of the month.
